



**Technical Service  
BULLETIN**

January 30, 2006

Title:

**M.I.L. "ON" DTC P043E, P043F, P2401,  
P2402, & P2419**

Models:

**'05 – '06 Corolla & Matrix**

**ENGINE  
EG002-06**

**Introduction** Some 2005 and 2006 model year Corolla and Matrix vehicles may exhibit M.I.L. "ON" with DTCs P043E, P043F, P2401, P2402, and P2419 stored. The EVAP pump module, which is part of the charcoal canister assembly, has been improved to correct this condition.

**NOTE:**

**All five DTCs MUST be present for this TSB to be applicable.**

**Applicable Vehicles**

- **2005 – 2006** model year **Corolla** and **Matrix** vehicles produced **BEFORE** the Production Change Effective VINs shown below.

**Production Change Information**

MODEL	ENGINE	DRIVETRAIN	PLANT	PRODUCTION CHANGE EFFECTIVE VIN
Corolla	1ZZ-FE	2WD	Takaoka	JTDBR3#E#60061192
			NUMMI	1NXBR3#E#6Z607043
Corolla/ Matrix	1ZZ-FE/ 2ZZ-FE		TMMC	2T1##3#E#6C583395

**Parts Information**

PREVIOUS PART NUMBER	CURRENT PART NUMBER	PART NAME	QTY
77740-02130	Same	Charcoal Canister Assembly	1

**Warranty Information**

OP CODE	DESCRIPTION	TIME	OFF	T1	T2
237811	R & R Charcoal Canister Assembly	0.3	77740-02130	8A	50




**Applicable Warranty\*:**

This repair is covered under the Toyota Federal Emission Warranty. This warranty is in effect for 36 months or 36,000 miles, whichever occurs first, from the vehicle's in-service date. For California specification vehicles sold, registered, and operated in California, Maine, Massachusetts, and Vermont, this repair is covered under the California Emission Warranty, which is 36 months or 50,000 miles, whichever occurs first, from the vehicle's in-service date.

\* Warranty application is limited to correction of a problem based upon a customer's specific complaint.



Required  
SSTs

ITEM NO.	SPECIAL SERVICE TOOLS (SSTs)	PART NUMBER	QTY	DRW**
1	<b>Toyota Diagnostic Tester Kit*</b> NOTE: <ul style="list-style-type: none"> <li>All components from this kit/set are required</li> <li>12 Megabyte Diagnostic Tester Program Card (P/N 01002593–005) with version 13.2a Software (or later) is required</li> </ul> 	TOY220036	1	9
2	<b>CAN Interface Module Kit*</b> NOTE: <ul style="list-style-type: none"> <li>All components from this kit/set are required</li> </ul> 	01002744	1	9
3	<b>EVAP Tester Kit*</b> NOTE: <ul style="list-style-type: none"> <li>All components from this kit/set are required</li> </ul> 	00002–6872A	1	23

\* Essential SSTs.

\*\* Refers to drawer number in SST Storage System.

**NOTE:**

**Additional Diagnostic Tester Kits, CAN Interface Modules, Program Cards, or other SSTs may be ordered by calling SPX/OTC at 1-800-933-8335.**

Repair  
Procedure

- Using the Diagnostic Tester, check for diagnostic trouble codes (DTCs). If DTCs P043E, P043F, P2401, P2402, and P2419 are ALL present, refer to the Technical Information System (TIS), 2005 or 2006 model year Corolla or Matrix Repair Manual:
  - Diagnostics: SFI System(1ZZ–FE): EVAP Inspection Procedure (Corolla)*
  - Diagnostics: SFI System(2ZZ–GE): EVAP Inspection Procedure (Corolla)*
  - Diagnostics: SFI System(1ZZ–FE (FF)): EVAP Inspection Procedure (Matrix)*
  - Diagnostics: SFI System(2ZZ–GE): EVAP Inspection Procedure (Matrix)*
- Replace the charcoal canister assembly if the EVAP pump module is diagnosed in the EVAP Inspection Procedure as the suspected area.
- Perform the Automatic EVAP System Check and verify that NO pending DTCs set.

**NOTE:**

**If the Automatic EVAP System Check fails to run, perform the following:**

- Turn the ignition key OFF.
- Turn the Diagnostic Tester OFF.
- Turn the ignition key ON and the Diagnostic Tester ON and restart the Automatic EVAP System Check.